PORTABLE POWER

50 HZ

1 kW to 20 kW

GENERATING SETS
WELDING SETS
WATER PUMPS

PPW-PR-DU-EN-51
English UK and Ireland version

SDMO®

Energy Solutions Provider

contents:

4 ADVANTAGES

9 GENERATING SETS

26 WELDING SETS

28 WATER PUMPS

34 ACCESSORIES AND OPTIONS

SDMO WORLDWIDE

SDMO
1. Head office and 3 production sites - France
2. Production site - Brazil
- Distributors
- SDMO locations

KOHLER® POWER SYSTEMS
3. Head office and production site - KOHLER®, WI
4. Head office and production site - Singapore
5. Production site - India
6. Production site - China
- Offices, dealers and distributors

SDMO Industries exports its production thanks to its network of distributors based in more than 150 countries, its seven representative offices (Johannesburg, Algiers, Dubai, Istanbul, Cairo, Moscow, Lomé), five storage platforms, five sales offices, three Regional Divisions and six subsidiaries:

- **SDMO Energy LTD in the United Kingdom**
- **SDMO Industries Ibérica in Spain**
- **SDMO nv/sa in Belgium**
- **SDMO Maquigeral in Brazil**
- **SDMO Generating Sets in the USA**
- **SDMO GmbH in Germany**

NUMBER 1 GENERATING SET MANUFACTURER IN FRANCE AND NUMBER 3 IN THE WORLD

From offshore drilling platforms to harsh desert conditions, from building sites to the most exacting industries, the reliability and performance of **SDMO® generating sets has firmly established the company as one of the leading global manufacturers.**
SDMO was created in 1966, setting up its head office and three factories in Brest, along with another plant in Brazil. Backed by an international group structure, SDMO® continues to reinforce its leading position on the European market. Today, SDMO **focuses exclusively on generating sets, and offers the widest range on the market.**
Actively promoting constant progress and permanently in tune with its customers' most stringent requirements, the Research & Development and Engineering teams work in harmony to develop **innovative standard or bespoke solutions.**
A distribution network covering over 150 countries means that SDMO® is able to provide a dedicated and localised service to each and every one of its customers.

Areas of expertise: Telecommunications, Healthcare, Power Stations, Extraction sites, Banking, Insurance, Data centres, Military groups, Cogeneration, Large retail outlets, Agri-foods, Construction and Public Works, Industrial Vehicle Hire, Prestigious sites...

And, of course, ranges dedicated to the general public and professionals.

ADVANTAGES

CONSTANT INNOVATION TO BENEFIT YOUR PROJECTS

To offer you guidance when developing your projects, the SDMO® Research & Development Department groups together 100 engineers and technicians. Their goal is provide you with concrete solutions which feature the most innovative technologies.

A holistic process

The SDMO® Research & Development Department is committed to working alongside you to ensure the success of your projects right up to the point of delivery, in line with the following 7 steps:

- understanding your requirements,
- analysing your demands and constraints precisely,
- providing you with solutions adapted to these needs,
- integrating innovative technologies.
- designing complete programmes,
- creating your installation,
- ensuring the maintenance and technical monitoring of your installation.

State-of-the-art tools

Trained to master the latest design and analysis tools, SDMO® technicians can rely on advanced 3D modelling software incorporating a very precise structural calculation module.
The innovative techniques at their disposal enable them to meet the requirements of global standards with precision: reduction of pollutant emissions, noise attenuation, etc.

For sound emissions analysis, SDMO® test engineers are able to obtain particularly fine results through use of the state-of-the-art technique of sound intensity measurement, associated with modal analysis to determine the vibration frequencies.

A RANGE DEDICATED TO ALL USES

Power Products

Performance meets power in this standard range dedicated to the most exacting professional applications.
Combined with highly responsive services, such as the X-PRESS lead time solution, this range means we can supply a generating set anywhere in the world, with a very quick turnaround.

Power Solutions

Specific and adaptable, the generating sets in this range create innovative solutions able to meet highly exacting requirements. These generating sets and power plants use tried and tested technologies covering a broad spectrum of applications.

Rental Power

Versatile, robust and very quiet, essential criteria for this range specially designed for the rental market, with performance levels which enable it to meet specific, high intensity operating conditions.

Portable Power

Efficiency and ease of handling are the key features of this range, which meets the diverse needs of the professional market, whilst keeping a strong focus on safety.

HEALTH AND ENVIRONMENT

reach

All products, accessories and options in the SDMO Portable Power® range scrupulously respect the REACH European legislation which imposes on manufacturers and importers the responsibility of manufacturing, marketing, importing or using substances that do not have harmful effects on human health and the environment. These measures are based on the principle of safety guidelines.

RESPONSIVENESS AND EFFICIENCY

With a responsive Services department that incorporates the After Sales Service and Spares, you have the assurance of supplies at any time, anywhere in the world.

Thanks to its ultra high performance logistics mechanism and its parts identification system, SDMO® can locate and ship the part you need in the quickest possible time. A permanent stock of 45,000 parts guarantees you availability of parts for all appliances for 10 years.

SERVICE AND TECHNICAL SUPPORT

To ensure you have effective support for the installation and maintenance of your generating sets and water pumps, SDMO®'s Services Department provides high-performance, highly responsive technical assistance, offering a remote system for immediate monitoring and fault finding.

SDMO® also provides clear, attractive information (sales brochures, CD-Rom, POS display/info, etc.) and training programmes adapted to your requirements and delivered on simulators capable of reproducing the most varied range of configurations.

Finally, the website www.sdmo.com offers a "Selection guide" section, providing answers to all the most frequently asked questions.

PORTABLE POWER®: SDMO®'S COMMITMENT TO YOU

SAFETY AND QUALITY

To create conditions which allow customers to make informed choices, professionals from the generating set (<10 KW) and electrical welding equipment industries have collectively decided to commit to the Qualigen charter, guaranteeing the respect of current European regulations and existing standards, particularly with regard to the following points:

- **User safety,**
- **Sales information,**
- **Sound level,**
- **After Sales Service,**
- **Electrical power.**

3-YEAR WARRANTY

For your safety, generating sets* and water pumps** benefit from a 3-year warranty.

* Equipment fitted with KOHLER® and HONDA® engines (excluding Industrielle range).

** Equipment fitted with KOHLER® motors.

SOUND LEVEL

When this symbol is displayed next to a photo of our generating sets, it means they comply with Directive 2000/14/EC on noise emissions. Only generating sets with a name ending in "C" do not comply.

SDMO® OPTIONS

There is a range of options for SDMO products: trolley kit, differential protection, automatic control unit, manual source transfer switch, protective cover, maintenance kit, storage tray...

Refer to pages 40 to 45 for the references for these options.

GENERATING SETS DESIGNED TO MEET ALL THE NEEDS OF THE PROFESSIONAL MARKET

When designing even the smallest details of its high-performance and demanding generating sets, SDMO® takes inspiration directly from the needs and constraints encountered in the field. SDMO®'s ongoing quest to streamline, improve ergonomics, reliability and safety, reduce the sound level and consumption, and much more, means that professionals benefit from the best technical solutions.

AN ADAPTED RESPONSE TO EVERY NEED

The larger alternator

Perfect for powering electronic devices, the larger alternator ensures a secure power supply on Perform 6500 GAS TB UK generating sets: boasting a low harmonics level, it limits the variations in voltage and frequency of the current supplied, whilst absorbing impacts from the load at start-up.

Voltage regulation

This component electronically regulates the voltage by approximately +/- 2%, depending on the model. It has considerable advantages, since it eliminates the risk of damage to high tech appliances such as heating programmers, welding stations or certain electrical tools with electronic control devices.

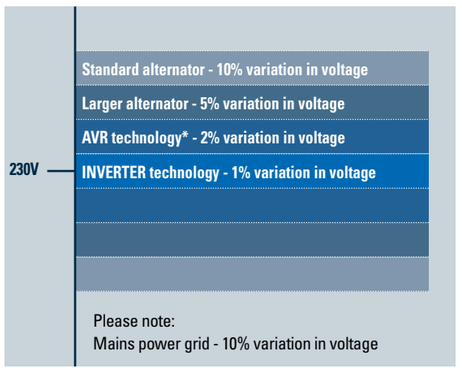

* Automatic Voltage Regulation.

Design and ergonomics

Compact and streamlined, the silhouette of the Portable Power range has been carefully designed to evolve in harmony with SDMO® technology and offer an increasingly practical operating logic. The innovative structure of SDMO® generating sets is fitted with ergonomic handles to facilitate transport and ingenious mounts which ensure stability in the most trying of circumstances. By reducing vibrations in the equipment, the stable mounts also optimise its service life.



Simplified maintenance thanks to clear engine access

Streamlined, functional design

KOHLER® ENGINES

OUR PARTNER IN EXCELLENCE

In line with our dynamic of constant progress, SDMO® has joined forces with US leader KOHLER®.
An expert manufacturer of engines since 1920, and considered the benchmark by the engine industry across the world, it is the touchstone of the largest integrator brands. Always striving to be more competitive, SDMO® generating sets are now combining their qualities with KOHLER®'s expertise to offer an unrivalled level of technical features and service life.

KOHLER KD440 DIESEL ENGINE

KOHLER® CH 440 ENGINE

ADVANTAGES OF KOHLER® ENGINES*

Performance and resilience

- Use of superior quality materials means they can withstand frequent, intensive use.

Maintenance and safety

- Reduced maintenance frequency thanks to automatic adjustment of the valve clearances.
- Perfectly secure system: if the oil level is not sufficient, the engine cuts out.
- The engine is protected using Quad Clean cyclonic filtration technology.
  The Quad Clean™ cyclonic filter offers 4 levels of filtration, designed to expel coarse particles and capture the finer ones.
  This ensures the air intake remains clean at all times, leading to fuel savings and safeguarding the engine's output and its service life.

Energy savings and user comfort

- Easy electric starting on generating sets identified by the letter "E".
- Low sound level thanks to a larger silencer, a soundproofed alloy sump and a specially designed air intake.
- Trouble-free start-up in extreme climate conditions thanks to a two-position summer/winter air filter.
- Carburising system reducing fuel consumption.

* Advantages of KOHLER® engines in general. Available depending on the model.

GENERATING SETS

Range:

10 SELECTION GUIDE
12 INTENS
14 PERFORM
16 TECHNIC
18 PRESTIGE
20 DIESEL SILENCE
22 INDUSTRIELLE
24 RESIDENTIELLE

CHOOSING THE RIGHT GENERATING SET: TWO EASY BUT IMPORTANT STEPS

STEP 1: SELECT THE TYPE AND FREQUENCY OF USE

YOU NEED:	SELECT THE RANGE:	
Resilience, endurance and simplicity needed for repeated use.		**INTENS** (P. 12)
High-performance, competitive and easy to handle equipment, suitable for frequent use.		**PERFORM** (P. 14)
High-performance, competitive and easy to handle equipment, suitable for frequent use whilst offering the greatest possible autonomy.		**PERFORM XL** (P. 14)
A higher level of autonomy, able to withstand any conditions, for professional use every day. Full control panel as standard.		**TECHNIC** (P. 16)
The efficiency and soundproofing of high end equipment, able to meet a range of regular requirements.		**PRESTIGE** (P. 18)
The combined advantages of a high level of autonomy and an excellent service life, for all professional applications, in a fully enclosed generating set to reduce the sound level.		**DIESEL SILENCE** (P. 20)
High-performance technology, designed for regular, intensive use, producing powerful yet silent energy.		**INDUSTRIELLE** (P. 22)
The best protection for your household appliances in the event of a power cut. Safety and comfort combine for a fixed level of use.		**RESIDENTIELLE** (P. 24)

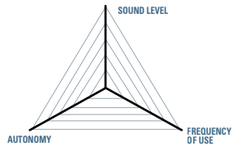

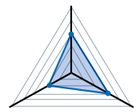

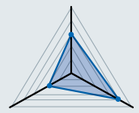

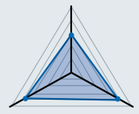

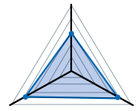

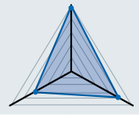

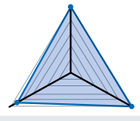

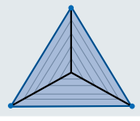

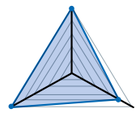

BREAKDOWN OF OUR PRODUCT NAMES

Example: **TECHNIC 20000 TE AVR C**

- **TECHNIC** : Name of the range
- **T**hree phase : Three phase generating set
- **E**lectric : Electric starter
- **AVR** : Generating set equipped with automatic voltage regulation
- **C** : EC-compliant equipment which does not meet directive 2000/14/EC on noise emissions
- **S** : Equipment which does not comply with European directives
- **XL** : Equipment fitted with a large fuel tank for greater autonomy
- **M** : Equiped with MODYS control panel as standard

STEP 2: SELECT THE POWER REQUIRED

BASED ON THE APPLIANCES YOU USE:
To help you select the right generating set for your needs, the guide opposite, provided for illustrative purposes, lists the appliances most often used with a generating set.

BASED ON THE MINIMUM POWER REQUIRED (MPR):
Some appliances require higher power at start-up than their actual running power requirement. You should take this into account when making your choice.

- To calculate the generating set power (single phase) you need at start-up, apply the coefficient given as a guide in the table below. For three phase generating sets, please consult your usual contact.
- For the minimum power requirement of your appliances, refer to the technical documentation supplied by the manufacturer or ask your SDMO® agent for advice.

Find the right equipment type in the table opposite.

Once you have defined the type of use and determined the power required, you then have all the information you need to select your generating set.

Example

You need to power a 900 W grinder.
You require a 2300 W generating set.
This is calculated as follows:
MPR x MPR coefficient (2.5)
Which gives:
900 W x 2.5 = 2250 W
(see coefficients table opposite)

MINIMUM POWER REQUIRED BY TYPE OF APPLIANCE

APPLIANCE	Max MPR coeff.	Appliance output* in Watts	MPR in Watts
Vibrating flex	3.5	1000	3500
Candy floss machine	3.5	1700	5950
Industrial vacuum	3.5	1800	6300
Concrete mixer	3.5	800	2800
Pulsed air heater	2.5	3000	7500
Air conditioning	3.5	3000	10500
Single phase compressor	3.5	1500	5250
Three phase compressor	3	2200	6600
Pancake griddle	1.2	3600	4320
Cutter / mixer / robot	2.5	1000	2500
Mobile oven (with or without motor)	1.2	2000	2400
Electric oven	1	2500	2500
Mincer	3.5	1500	5250
Halogen lamp	2	500	1000
Plastering machine	3.5	2200	7700
Mixer	3.5	1400	4900
Grinder	2.5	900	2250
Mini cold shelf	4	500	2000
Service lift	3.5	2600	9100
Mortiser	3.5	2000	7000
Neon light	2	60	120
High pressure cleaner	3.5	3000	10500
Inverter	2.5	6000	15000
Drill	1.2	600	720
Pillar drill	3.5	800	2800
Rotary/demolition hammer	3.5	1200	4200
Dough mixer	3.5	1000	3500
Electric hob	1	2000	2000
Heat pump	3.5	500	1750
Single phase submersible pump	3.5	500	1750
Single phase cellar drainage pump	3.5	300	1050
Three phase cellar drainage pump	2.5	400	1000
Belt/vibrating sander	2.5	1000	2500
Plane	2.5	1200	3000
Radiator	1.2	2000	2400
Wall chaser	2.5	1800	4500
Fridge or freezer	3.5	300	1050
Circular saw	2.5	1800	4500
Hedge trimmer	1.5	700	1050
Meat slicer	3.5	200	700
Milking machine	3.5	1000	3500
Chainsaw	2	2000	4000

*Data provided as a guide.

INTENS

RESILIENCE AND SIMPLICITY

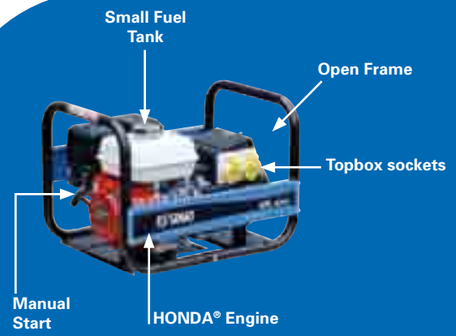

SINGLE PHASE GENERATING SETS

TYPES	HX 3000 TB UK	HX 4000 TB UK	HX 6000 TB UK
Max LTP (kW)(1)	3.0	4.0	6.0
Voltage regulation	Compound	Compound	Compound
Fuel tank (L)	3.1	5.3	6.1
Autonomy (Hours)	2.4	2.5	2.4
Guaranteed level of sound power (Lwa) in dB(A)	95	95	97
Acoustic pressure at 7 m in dB(A)	68	69	70
Brand	Honda®	Honda®	Honda®
Type	GX 200	GX 270	GX 390
HP at 3600 rpm	5.5	8.4	11.7
Weight in kg	41	56	79
Socket code(2)	P2O	P2E	P2H

THREE PHASE GENERATING SETS

TYPES	HX 7500 T
Max LTP (kW)(1)	6.0
Max LTP (kVA)(1)	7.5
Voltage regulation	Compound
Fuel tank (L)	6.1
Autonomy (Hours)	2.4
c) in dB(A)	97
Acoustic pressure at 7 m in dB(A)	70
Brand	Honda®
Type	GX 390
HP at 3600 rpm	11.7
Weight in kg	80
Socket code(2)	P1J

- Not available.
• As standard.
(1) ISO 8528.
(2) Refer to the description of the sockets on page 39.

There is a range of options available for these generating sets. To view them, please turn to pages 34 to 37.

OUR SELECTION

HX 3000 TB UK

- 3 kW - 230 V / 3 kW - 115 V
- HONDA® - GX 200 engine
- Sound level: 95 Lwa / 68 dB(A) at 7 m

Suggested use*:
perfect for powering a grinder.

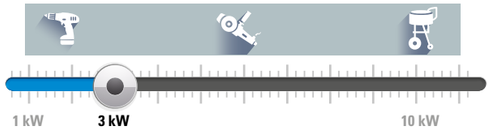

HX 4000 TB UK

- 4 kW - 230 V / 4 kW - 115 V
- HONDA® - GX 270 engine
- Sound level: 95 Lwa / 69 dB(A) at 7 m

Suggested use*:
perfect for powering a perforating machine.

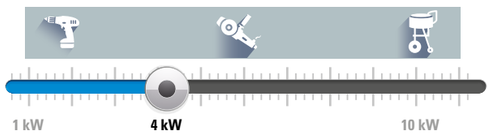

HX 6000 TB UK

- 6 kW - 230 V / 5.5 kW - 115 V
- HONDA® - GX 390 engine
- Sound level: 97 Lwa / 70 dB(A) at 7 m

Suggested use*:
perfect for powering a slotter.

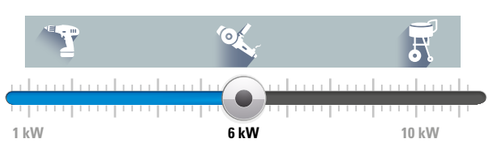

*Data provided as a guide.

GENERATING SETS

PERFORM & PERFORM XL

PERFORMANCE AND RESILIENCE

PERFORM & PERFORM GAZ

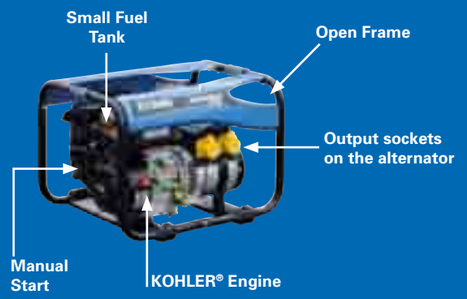

Gas piping only for Perform GAZ

PERFORM XL

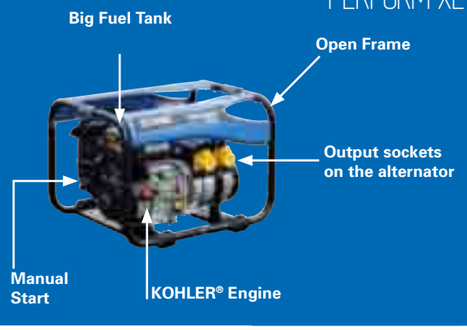

SINGLE PHASE GENERATING SETS

TYPES	PERFORM 3000 TB UK	PERFORM 4500 TB UK	PERFORM 4500 GAZ TB UK	PERFORM 6500 GAZ TB UK	PERFORM 3000 XL TB UK
Max LTP (kW) (1)	3.0	4.2	3.9 (3)	5.8 (3)	3.0
Voltage regulation	Compound	Compound	Compound	Oversized	Compound
Fuel tank (L)	4.1	7.3	-	-	13
Autonomy (Hours)	3.2	3.5	-(4)	-(4)	10
Guaranteed level of sound power (Lwa) in dB(A)	95	96	96	97	95
Acoustic pressure at 7 m in dB(A)	65	69	69	70	68
Brand	KOHLER®	KOHLER®	KOHLER®	KOHLER®	KOHLER®
Type	CH 270	CH 395	CH 395	CH 440	CH 270
HP at 3600 rpm	6	8.5	8.5	11.9	6
Weight in kg	45	61.5	63	87	46.5
Socket code(2)	P2P	P2E	P2E	-	P2O

THREE PHASE GENERATING SETS

TYPES	PERFORM 5500 T	PERFORM 7500 T
Max LTP (kW) (1)	4.5	6.5
Max LTP (kVA)(1)	5.6	8.1
Voltage regulation	Oversized	Oversized
Fuel tank (L)	7.3	7.3
Autonomy (Hours)	3.5	2.8
Guaranteed level of sound power (Lwa) in dB(A)	96	97
Acoustic pressure at 7 m in dB(A)	69	70
Brand	KOHLER®	KOHLER®
Type	CH395	CH440
HP at 3600 rpm	8.5	11.9
Weight in kg	73.5	93.5
Socket code(2)	P1J	P1J

- Not available.
• As standard.
(1) ISO 8528.
(2) Refer to the description of the sockets on page 39.
For PERFORM GAZ models: the outputs (kW and kVA) are given for a GAS supply. If PETROL is to be used, refer to the outputs for the PERFORM models given in the table above.
(3) Max LTP using GAS fuel.
(4) The autonomy depends on the size of the gas canister.

There is a range of options available for these generating sets. To view them, please turn to pages 34 to 37.

OUR SELECTION

PERFORM 3000 XL TB UK

NEW

- 3 kW - 230 V / 3 kW - 115 V
- KOHLER® CH 270 engine
- Sound level: 95 Lwa / 65 dB(A) at 7 m

Suggested use*:
perfect for powering a drill.

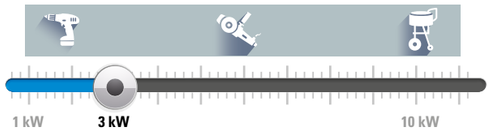

PERFORM 4500 GAZ TB UK

- 3.9 kW - 230 V / 4 kW - 115 V
- KOHLER® CH 395 engine
- Sound level: 96 Lwa / 69 dB(A) at 7 m

Suggested use*:
perfect for powering a food truck.

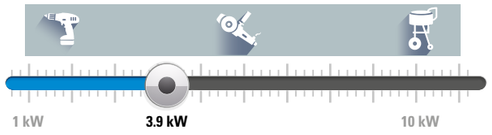

PRODUCT BENEFITS

Equipment running on duel fuel (unleaded petrol or LPG).
The benefits of LPG:
- Economic: consumption of LPG is 25% lower than petrol.
- Autonomy: could increase sixfold as compared to running on gas (for a 13 kg gas canister).
- Green: no odours and low harmful emissions.

PERFORM 6500 GAZ TB UK

NEW

- 5.8 kW - 230 V / 5.5 kW - 115 V
- KOHLER® CH 440 engine
- Sound level: 97 Lwa / 70 dB(A) at 7 m

Suggested use*:
perfect for powering a welding machine.

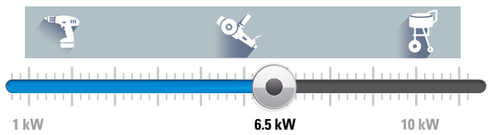

PRODUCT BENEFITS

With its larger alternator which ensures the generating sets have a secure power supply, this model is perfect for electronic appliances. Boasting a low harmonics level, it limits the variations in voltage and frequency of the current supplied, whilst absorbing impacts from the load at start-up.

*Data provided as a guide.

PERFORM

TECHNIC

EVERYDAY RESILIENCE AND AUTONOMY ON ALL TERRAINS

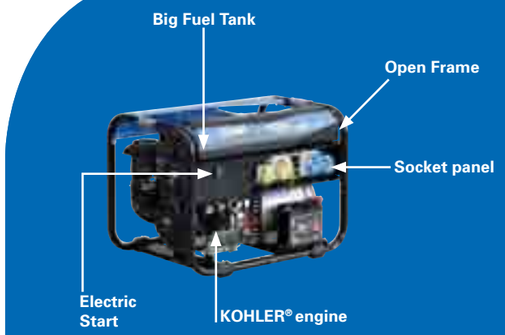

SINGLE PHASE GENERATING SETS

TYPES	TECHNIC 6500 UK	TECHNIC 6500 E AVR UK	TECHNIC 6500 E AVR M UK
Max LTP (kW)(1)	6.5	6.5	6.5
Voltage regulation	Oversized	Oversized	AVR
Fuel tank (L)	18	18	18
Autonomy (Hours)	6.9	6.9	6.9
Guaranteed level of sound power (Lwa) in dB(A)	97	97	97
Acoustic pressure at 7 m in dB(A)	70	70	70
Brand	KOHLER®	KOHLER®	KOHLER®
Type	CH 440	CH 440E	CH 440E
Electric starter	-	•	•
HP at 3600 rpm	11.9	11.9	11.9
Weight in kg	88	101	101
Socket code(2)	P2F	P2F	P2F

There is a range of options available for these generating sets. To view them, please turn to pages 34 to 37.

- Not available.
• As standard.
(1) ISO 8528.
(2) Refer to the description of the sockets on page 39.

OUR SELECTION

TECHNIC 6500 UK

- 6.5 kW - 230 V / 5.5 kW - 115 V
- KOHLER® CH 440E engine
- Sound level: 97 Lwa / 70 dB(A) at 7 m
- Electric starter

Suggested use*:
perfect for powering an air compressor.

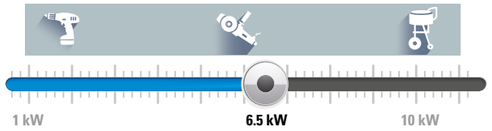

TECHNIC 6500 E AVR UK

- 6.5 kW - 230 V / 5.5 kW - 115 V
- KOHLER® - CH 440E engine
- Sound level: 97 Lwa / 70 dB(A) at 7 m
- Electric starter

Suggested use*:
perfect for powering a high-pressure cleaner.

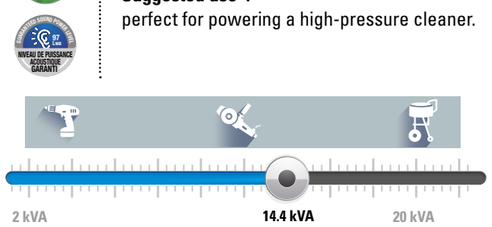

TECHNIC 6500 E AVR M UK

- 6.5 kW - 230 V / 5.5 kW - 115 V
- KOHLER® - CH 440E engine
- Sound level: 97 Lwa / 70 dB(A) at 7 m
- Electric starter

Suggested use*:
perfect for backup applications.

NEW

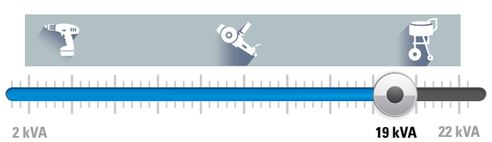

PRODUCT BENEFITS

This generating set is equiped with MODYS control panel as standard.

PRESTIGE

QUIETLY EFFICIENT

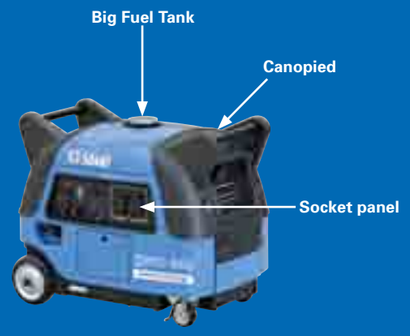

SINGLE PHASE GENERATING SETS

TYPES	ALIZÉ 3000 UK	ALIZÉ 6000 E UK	INVERTER PRO 2000 UK	INVERTER PRO 3000 E UK
Max LTP (kW)(1)	2.8	5.6	2.0	3.0
Voltage regulation	Compound	Compound	Inverter	Inverter
Fuel tank (L)	12	24	4.2	13
Autonomy (Hours)	9.2	9.6	4.7	10
Guaranteed level of sound power (Lwa) in dB(A)	94	93	89	88
Acoustic pressure at 7 m in dB(A)	68	65	61	60
Brand	Honda®	Honda®	Yamaha®	Yamaha®
Type	GX 200	GX 390 E	MZ 80	MZ 175
Electric starter	-	•	-	•
HP at 3600 rpm	5.5	11.7	-	-
Weight in kg	46	130	21	68
Socket code(2)	P2B	P2G	P2R	P2P

- Not available.
• As standard.
(1) ISO 8528.
(2) Refer to the description of the sockets on page 39.

ALIZE 3000 UK

PRODUCT BENEFITS

The coupling cable enables two INVERTER PRO 2000 generating sets to be connected up to create a more powerful generating set, with an output of 3 kW. Coupling cable available as an option (ref. RCC).

There is a range of options available for these generating sets. To view them, please turn to pages 34 to 37.

OUR SELECTION

INVERTER PRO 2000 UK *Powered by* YAMAHA

- 2 kW - 230 V
- YAMAHA® - MZ80 engine
- Sound level: 89 Lwa / 61 dB(A) at 7 m

Suggested use*:
perfect for caravans.

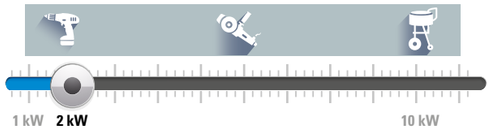

PRODUCT BENEFITS

Inverter technology, which guarantees high current quality, stable genset voltage and frequency, reduced pollutant emissions, noise and fuel consumption.

INVERTER PRO 3000 E UK *Powered by* YAMAHA

- 3 kW - 230 V
- YAMAHA® - MZ175 engine
- Sound level: 88 Lwa / 60 dB(A) at 7 m
- Electric starter

Suggested use*:
perfect for powering a mobile oven.

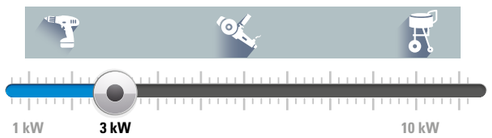

PRODUCT BENEFITS

Equipped with the trolley kit as standard (4 wheels mounted on a base frame).

ALIZÉ 6000 E UK

- 5.6 kW - 230 V / 5.5 kW - 115 V
- HONDA® - GX 390 E engine
- Sound level: 93 Lwa / 65 dB(A) at 7 m
- Electric starter

Suggested use*:
perfect for powering a refrigerated display.

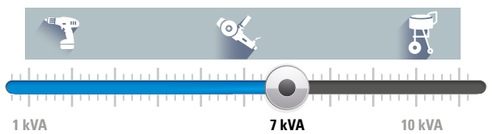

PRODUCT BENEFITS

Equipped with the trolley kit as standard (4 wheels mounted on a base frame).

*Data provided as a guide.

DIESEL SILENCE

COMPACT AND QUIET



SINGLE PHASE GENERATING SETS

TYPES	DIESEL 6000 E SILENCE UK	DIESEL 6000 E SILENCE AVR	DIESEL 10000 E SILENCE UK	DIESEL 10000 E SILENCE AVR
Max LTP (kW)(1)	5.2	5,2	9	9
Voltage regulation	Compound	AVR	Oversized	AVR
Fuel tank (L)	27	27	27	27
Autonomy (Hours)	22.5	22,5	12.9	12,9
Guaranteed level of sound power (Lwa) in dB(A)	88	88	97	97
Acoustic pressure at 7 m in dB(A)	60	60	69	69
Brand	KOHLER®	KOHLER®	KOHLER®	KOHLER®
Type	KD 440 E	KD 440 E	KD 425-2	KD 425-2
Electric starter	•	•	•	•
HP at 3600 rpm	9.8	9,8	19	19
Weight in kg	198	198	269	269
Socket code(2)	P2Q	P1ZD	P2S	P1ZD

THREE PHASE GENERATING SETS

TYPES	DIESEL 6500 TE SILENCE	DIESEL 6500 TE SILENCE AVR	DIESEL 15000 TE SILENCE	DIESEL 15000 TE SILENCE AVR
Max LTP (kW)(1)	5.2	5,2	10	10
Max LTP (kVA)(1)	6.5	6,5	12.5	12,5
Voltage regulation	Compound	AVR	Oversized	AVR
Fuel tank (L)	27	27	27	27
Autonomy (Hours)	22.5	22,5	12.9	12,9
Guaranteed level of sound power (Lwa) in dB(A)	88	88	97	97
Acoustic pressure at 7 m in dB(A)	60	60	69	69
Brand	KOHLER®	KOHLER®	KOHLER®	KOHLER®
Type	KD 440E	KD 440E	KD 425-2	KD 425-2
Electric starter	•	•	•	•
HP at 3600 rpm	9.8	9,8	19	19
Weight in kg	215.5	215,5	275	275
Socket code(2)	P1ZE	P1ZE	P1ZE	P1ZE

- Not available.
• As standard.
(1) ISO 8528.
(2) Refer to the description of the sockets on page 39.

There is a range of options available for these generating sets. To view them, please turn to pages 34 to 37.

OUR SELECTION

DIESEL 6000 E SILENCE UK

- 5.2 kW - 230 V / 5.2 kW - 115 V
- KOHLER® DIESEL KD 440 E engine
- Sound level: 88 Lwa / 60 dB(A) at 7 m
- Electric starter
- Hydrocarbon retention container

Suggested use*:
perfect for supplying power on an urban work site.

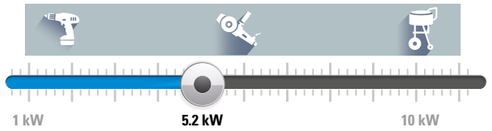

PRODUCT BENEFITS

Trolley kit as standard.

DIESEL 10000 E SILENCE UK

NEW

- 9 kW - 230 V / 9 kW - 115 V
- KOHLER® DIESEL KD 425-2 engine
- Sound level: 97 Lwa / 69 dB(A) at 7 m
- Electric starter
- Hydrocarbon retention container

Suggested use*:
perfect for supplying power on an urban work site.

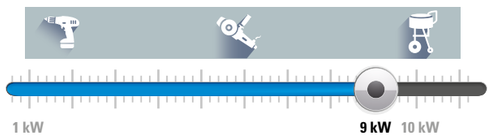

PRODUCT BENEFITS

Simplified maintenance thanks to easy access to the various components.

Trolley kit as standard and road trailer (as an option)

DIESEL 15000 TE SILENCE AVR

NEW

- 10 kW - 230V / 12.5 kVA - 400V
- KOHLER® DIESEL KD 425-2 engine
- Sound level: 97 Lwa / 69 dB(A) at 7 m
- Electric starter
- Hydrocarbon retention container
- Voltage regulation (AVR) as standard

Exemple d'utilisation*:
perfect for residential backup applications.

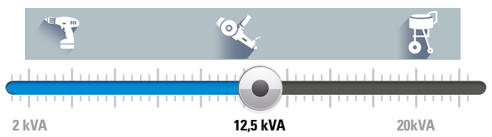

*Data provided as a guide.

DIESEL SILENCE

INDUSTRIELLE

SOLUTIONS FOR ALL PERFORMANCE REQUIREMENTS



SINGLE PHASE GENERATING SETS

TYPES	XP-T6KM-ALIZÉ	XP-T9KM-ALIZÉ
Max ESP (kW)(1)	5.5	8.6
Max ESP (kVA)(1)	5.5	8.6
Max PRP (kW)(1)	5	7.8
Max PRP (kVA)(1)	5	7.8
Guaranteed level of sound power (Lwa) in dB(A)	86	86
Acoustic pressure at 7 m in dB(A)	59	58
Brand	Mitsubishi®	Mitsubishi®
Type	L3E-SD	S3L2-SD
Speed (rpm)	1500	1500
Electric starter	•	•
Fuel tank (L)	50	50
Consumption at 75% load (L/h)	2.2	3.2
Weight in kg	390	544
Socket code(2)	P1C	P1C

THREE PHASE GENERATING SETS

TYPES	XP-T8K-ALIZÉ	XP-T12K-ALIZÉ	XP-K16H-ALIZÉ	XP-T16K-ALIZÉ
Max ESP (kW)(1)	6	9,2	12,8	12,8
Max ESP (kVA)(1)	7,5	11,5	16	16
Max PRP (kW)(1)	5,5	8,4	11,6	11,6
Max PRP (kVA)(1)	6,8	10,5	14,5	14,5
Guaranteed level of sound power (Lwa) in dB(A)	86	86	95	87
Acoustic pressure at 7 m in dB(A)	59	58	68	59
Brand	Mitsubishi®	Mitsubishi®	KOHLER®	Mitsubishi®
Type	L3E-SD	S3L2-SD	KDW 1003-H	S4L2-SD
Speed (rpm)	3000	1500	3000	1500
Electric starter	•	•	•	•
Fuel tank (L)	50	50	50	50
Consumption at 75% load (L/h)	2,2	3,2	3,63	4,2
Weight in kg	390	535	480	554
Socket code(2)	P1V	P1V	P1V	P1V

230V 10/16A EUROPEAN SOCKETS

- Not available.
• As standard.
(1) ISO 8528.
(2) Refer to the description of the sockets on page 39.
M = single phase (e.g. = XP-T9KM-ALIZÉ).
H = 3000 rpm (e.g. = XP-T15HK-ALIZÉ).

There is a range of options available for these generating sets. To view them, please turn to pages 34 to 37.

OUR SELECTION

XP-T6KM-ALIZÉ

- 5.5 kW - 230 V
- MITSUBISHI® L3E-SD engine.
- Sound level: 86 Lwa / 59 dB(A) at 7 m

Suggested use*:
perfect for simultaneously powering a large number of appliances.

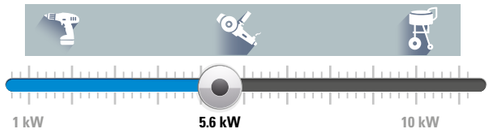

PRODUCT BENEFITS

Compact, quiet generating set, equipped with a water-cooled engine.

XP-T8K-ALIZÉ

NEW

- 6 kW - 400 V
- MITSUBISHI® L3E-SD engine.
- Sound level: 86 Lwa / 59 dB(A) at 7 m

Suggested use*:
perfect for simultaneously powering a large number of appliances.

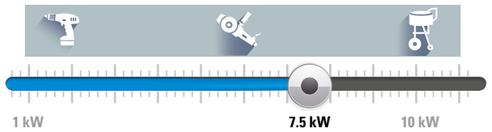

XP-K16H-ALIZÉ

- 12.8 kW - 230 V - 16 kVA - 400 V
- KOHLER® KDW 1003-H engine.
- Sound level: 95 Lwa / 68 dB(A) at 7 m

Suggested use*:
perfect for simultaneously powering a large number of appliances.

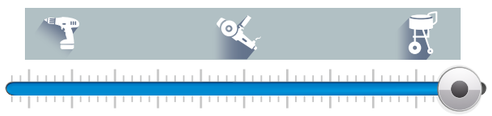

*Data provided as a guide.

RESIDENTIELLE

NEVER BE WITHOUT ENERGY!



SINGLE PHASE GENERATING SETS

TYPES		RESA 14 EC	RESA 20 EC
Natural gas	Max ESP (kW)(1)	10	14
	Max ESP (kVA)(1)	10	14
	Consumption at 75% load (m^3/h)(2)	4,2	6,9
LPG(2)	Max ESP (kW)(1)	11	15
	Max ESP (kVA)(1)	11	15
	Consumption at 75% load (kg/h)(2)	3,55	4,48
	Guaranteed level of sound power (Lwa) in dB(A)	92	96
	Acoustic pressure at 7 m in dB(A)	64	69
	Brand	KOHLER®	KOHLER®
	Type	CH 740	CH 1000
	Electric starter	•	•
	Weight in kg	178	234

THREE PHASE GENERATING SETS

TYPES		RESA 14 TEC	RESA 20 TEC
Natural gas	Max ESP (kW)(1)	9,6	13,6
	Max ESP (kVA)(1)	12	17
	Consumption at 75% load (m^3/h)(2)	4,2	5,4
LPG(2)	Max ESP (kW)(1)	10,4	14,4
	Max ESP (kVA)(1)	13	18
	Consumption at 75% load (kg/h)(2)	3,55	4,48
	Guaranteed level of sound power (Lwa) in dB(A)	92	96
	Acoustic pressure at 7 m in dB(A)	64	69
	Brand	KOHLER®	KOHLER®
	Type	CH 740	CH 1000
	Electric starter	•	•
	Weight in kg	178	234

• As standard.
(1) ISO 8528.
(2) LPG: 0.535 m^3 = 1kg.

There is a range of options available for these generating sets. To view them, please turn to pages 34 to 37.

OUR SELECTION

RESA 14 EC

- Natural gas: 10 kW - 230 V
  LPG: 11 kW - 230 V
- KOHLER® CH 740 engine
- Sound level: 92 Lwa / 64 dB(A) at 7 m

PRODUCT BENEFITS
Option to use either liquid propane gas or natural gas.

RESA 20 EC

- Natural gas: 14 kW - 230 V
  LPG: 15 kW - 230 V
- KOHLER® CH 1000 engine
- Sound level: 96 Lwa / 69 dB(A) at 7 m

PRODUCT BENEFITS
Option to use either liquid propane gas or natural gas.

RESA 20 TEC

- Natural gas: 13.6 kW - 230 V / 17 kVA - 400 V
  LPG: 14.4 kW - 230 V / 18 kVA - 400 kVA
- KOHLER® CH 1000 engine
- Sound level: 96 Lwa / 69 dB(A) at 7 m

PRODUCT BENEFITS
Option to use either liquid propane gas or natural gas.

RESIDENTIELLE

WELDING SETS

CHOOSING THE RIGHT WELDING SET: THREE KEY CRITERIA FOR SELECTION

Essential for welding work on sites with no electricity or for carrying out maintenance procedures on insulated machines, WELDARC welding sets are practical, easily transported and operational in record time. Their ingenious design mean they can also be used alone as a back-up generator to supply electricity.

With KOHLER® engines integrated as standard on WELDARC models, they boast a high level of technological expertise combining power with performance, safety, resilience and reduced maintenance and operating costs.

1 SELECT THE FREQUENCY OF USE

For welding with all types of electrode and on highly technical materials, choose a welding set with direct voltage, such as the complete range of WELDARC models.

Two specific ranges are available to suit your frequency of use:

- The WELDARC INTENS range is a high-performance "2 in 1" solution (generating set + welding set), suitable for regular use.
- The WELDARC DIESEL range is a "2 in 1" solution (generating set + welding set), offering twice as much autonomy as petrol versions. It is particularly well-suited to intensive use.

2 SELECT THE TYPES OF ELECTRODES BEING USED

Each welding set offers the possibility of using different types of electrode, which it is important to define before choosing your welding set.

→ Rutile

A commonly used electrode with high flexibility of use.

→ Cellulose

An electrode suitable for downward welding.

→ Basic

An electrode for technical joining with a high level of safety. Use of this is recommended for parts subject to high levels of mechanical stress. It requires direct welding current.

The maximum rod diameter is also a key criteria when selecting your welding set. Remember to take it into consideration.

3 SELECT THE BACK-UP POWER YOU REQUIRE

All welding sets in the WELDARC range can also supply current, since they are fitted with auxiliary outputs. They can be used as standard generating sets and the choice of model for this function meets the same criteria as the other generating sets in the Portable Power range.

WELDARC

THE WELDING SOLUTION FOR OFF-GRID WORK SITES

VX 200/4 H UK

TYPES		VX 200/4 H UK
Output	Max LTP (kW)	4
	Max LTP (kVA)(1)	4
Welding	35% duty cycle (normal)	200
	60% duty cycle (intensive)	170
Rod	min ø (mm)	1.6
	max ø (mm)	4
Petrol	Autonomy in hours	2.4
	Guaranteed level of sound power (Lwa) in dB(A)	97
	Acoustic pressure at 7 m in dB(A)	70
	Brand	Honda®
	Type	GX390
	Weight in kg	87
	Socket code (2)	P2B

(1) Calculated theoretical value for comparison.
(2) Refer to the description of the sockets on page 39.

There is a range of options available for these generating sets.
To view them, please turn to pages 34 to 37.

OUR SELECTION

VX 200/4 H UK

- HONDA® GX390 engine
- Duty cycle:
  Intensive (60%): 170 Amp.
  Normal (35%): 200 Amp.
- Min/max rod Ø: 1.6/4 mm
- Auxiliary output: 4 kVA(1) - 230 V (with circuit breaker)
- Sound level: 97 Lwa / 70 dB(A) at 7 m

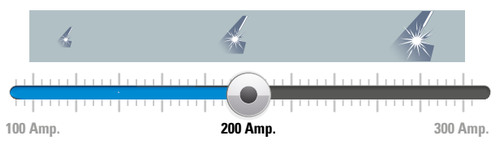

WATER PUMPS

Range:

30 AQUALINE INTENS 32 AQUALINE SPECIALIST

CHOOSING THE RIGHT WATER PUMP: THREE KEY STEPS FOR SELECTION

Designed to provide a solution adapted to suit the needs of every work site, from transferring clean water to the most specialised of treatments, AQUALINE water pumps clearly meet the expectations of professionals.

All SDMO® water pumps are self-priming: thanks to an integrated valve system, the liquid is fed mechanically into the intake pipe by pumping air.

Warning: before start-up, it is essential that the pump body is filled with liquid.

1 EVALUATE THE TYPE OF WATER OR LIQUID YOU WISH TO PROCESS

Because not all liquids that are pumped have the same characteristics, SDMO® water pumps respond to multiple applications, according to:

→ **THE WATER QUALITY:**

- **Clean water, or water with high or low levels of sediment**

  Choose between 2 versions in the AQUALINE INTENS range according to the quality of the water to be pumped:
  - The ST version, recommended for use with clean water, for fish farming activities, filling/emptying swimming pools, etc.
  - The TR version, specially designed for sediment-laden water, in particular for pumping muddy trenches, pits, mudflats, etc.

- **Special liquids, water with very high levels of sediment and high pressure applications**

  AQUALINE SPECIALIST water pumps are available in different versions, with technical features for 3 types of use:
  - HP 2.26 H is a high-efficiency cleaning solutions for floors and patios and agricultural or site machinery. It is also acts as an incredibly useful back-up in the event of a fire.
  - XC 2.34 H is recommended for agriculture applications, for pumping liquid fertilisers and also for treating salt water.
  - XT 3.78 H and TRASH 4 modes are designed for water with very high levels of sediment, in particular for extreme and intensive use, and can process solid particles from 20 to 30 mm.

→ **THE DELIVERY RATE AND PRESSURE DEPEND ON THE FRICTION LOSSES.**

2 CALCULATING THE REQUIRED ELEVATION HEAD

The elevation is greater or lesser according to the configuration of the installation or the application (drainage, spraying, irrigation, emptying, washing).
It is calculated using:

→ **The suction head**

This is the height between the level of the pumped water and the pump centre line. For physical reasons, it cannot exceed 8 metres.

→ **The discharge head**

This is the height between the pump centre line and the highest point in the network.

→ **The friction loss**

This is the resistance encountered by the water in the pipes. It is calculated according to the length, diameter and quality of the pipes, their shape and the number of accessories (in general we estimate 20%).

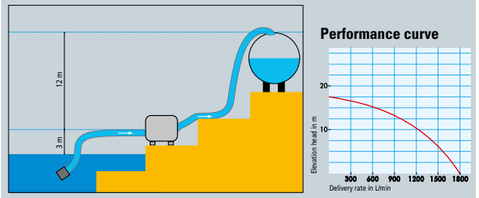

Elevation head = suction head + discharge head + friction loss

3 DETERMINING THE DELIVERY RATES TO SELECT THE REQUIRED OUTPUT

The delivery rate corresponds to the maximum quantity of water that can be extracted at a given height. This is determined by plotting the elevation head in metres on the curve. The flow rate is calculated in L/min.

The elevation head determines the available pressure: divide it by 10 to obtain the pressure in bar. If this pressure is too low, a more powerful model should be chosen.

The delivery rate and the discharge head are the main criteria when choosing your water pump.

TECHNICAL SPECIFICATIONS

Model	AQUALINE INTENS				AQUALINE SPECIALIST			
	ST 2.36 H	ST 3.60 H	TR 2.36 H	TR 3.60 H	HP 2.26 H	XC 2.34 H	XT 3.78 H	TRASH 4
Propeller	Graphite cast iron				PET*	Graphite cast iron		
Volute casing	Cast iron		Graphite cast iron		PET*	Graphite cast iron		
Mechanical seal	Carbon/ceramic		Silicon carbide		Carbon/ceramic		Silicon carbide	
Removal of the flange	•	•	••	••	•	•	•••	•••

• Tool required •• Tool provided ••• No tool needed
* PolyEthylene Terephthalate
Silicon carbide: provides better resistance to abrasions, increased durability and reduced maintenance.
Graphite cast iron: harder, more durable material for better resistance to abrasions from pumped particles.

AQUALINE INTENS

TRIED AND TESTED DESIGN FOR WATER WITH LOW LEVELS OF SEDIMENT

PRODUCT BENEFITS

HONDA® technology combined with ease of maintenance

Perfect for occasional processing of water with no or low levels of sediment, AQUALINE INTENS ST 2.36 H and ST 3.60 H water pumps are equipped with professional high-performance HONDA® engines, also suitable for more intensive use.

With a very high quality pump body, AQUALINE INTENS TR 2.36 H and TR 3.60 H models are designed for intensive processing of sediment-laden water, with complete peace of mind.

The removable front cover facilitates professionals' work, ensuring a quick cleaning process.

WATER PUMPS

TYPES	CLEAR 1.7	ST 2.36 H	ST 3.60 H	TR 2.36 H	TR 3.60 H
Max delivery rate (m³/h)	6,6	36	54	36	54
Elevation head (m)	32	29	26	29	26
Granulometry (mm)	8	8	8	8	8
Guaranteed level of sound power (Lwa) in dB(A)	110	103	105	103	105
Acoustic pressure at 7 m in dB(A)	83	73	76	73	77
Brand	-	Honda®	Honda®	Honda®	Honda®
Type	KC26	GX 120	GX 160	GX 120	GX 160
Autonomy (Hours)	0,75	2	3,4	2	3,4
Weight in kg	5,5	23	29	23	29

There is a range of options available for these water pumps; To view them, please turn to page 37.

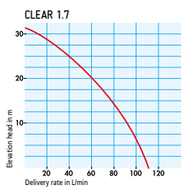

ST 2.36 H

- Delivery rate: 36 m³/h
- Elevation head: 29 m
- HONDA® GX 120 engine
- Maximum pressure: 2.9 bar

Suggested use*:
perfect for irrigation or draining swimming pools.

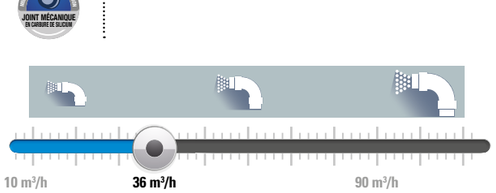

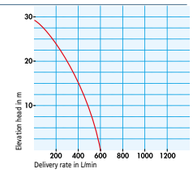

TR 2.36H

- Delivery rate: 36 m³/h
- Elevation head: 29 m
- HONDA® GX 120 engine
- Maximum pressure: 2.6 bar

Suggested use*:
perfect for pumping out a cellar.

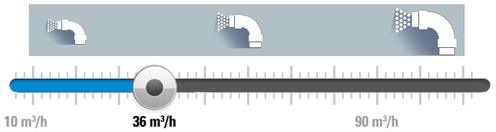

TR 3.60 H

- Delivery rate: 54 m³/h
- Elevation head: 26 m
- HONDA® GX 160 engine
- Maximum pressure: 2.6 bar

Suggested use*:
perfect for pumping out muddy trenches on a work site.

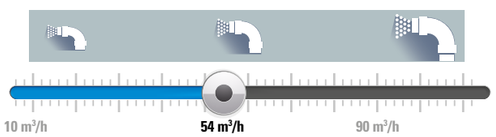



AQUALINE INTENS

*Data provided as a guide.

AQUALINE SPECIALIST

PERFORMANCE UNDER EXTREME CONDITIONS

PRODUCT BENEFITS

Increased durability and enhanced technical features

Thanks to the hose kit available as an option (see page 45), the HP 2.26 H high-pressure water pump can be used as an indispensable tool for fighting fires.

The XC 2.34 H water pump boasts a particularly high-performance anticorrosive structure, designed to withstand all aggressive liquids, which makes it the perfect partner for work requiring the treatment of salt water.

WATER PUMPS

TYPES	HP 2.26 H	XT 3.78 H	TRASH 3	TRASH 4
Max delivery rate (m³/h)	26,4	80,4	65	108
Elevation head (m)	57	27	25	17
Granulometry (mm)	8	27	20	20
Guaranteed level of sound power (Lwa) in dB(A)	108	110	108	108
Acoustic pressure at 7 m in dB(A)	78	81	71	79
Brand	Honda®	Honda®	KOHLER®	KOHLER®
Type	GX 160	GX 240	KD350	KD 350
Autonomy (Hours)	3,4	2,7	4,3	4,3
Weight in kg	30	58	67	90

There is a range of options available for these water pumps; To view them, please turn to page 37.

OUR SELECTION

HP 2.26 H

AMORÇAGE AUTOMATIQUE
HÉLICE EN FONTE GRAPHITÉE
JOINT MÉCANIQUE EN CARBURE DE SILICIUM

- Delivery rate: 26.4 m³/h
- Elevation head: 57 m
- HONDA® GX 160 engine
- Maximum pressure: 5.7 bar

Suggested use*:
perfect for emergency fire-fighting or cleaning agricultural equipment.

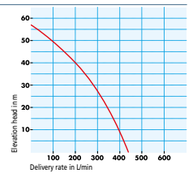

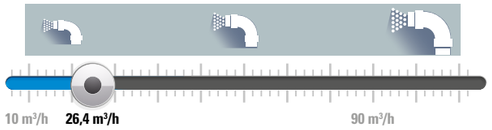

TRASH 3

AMORÇAGE AUTOMATIQUE
HÉLICE EN FONTE GRAPHITÉE
JOINT MÉCANIQUE EN CARBURE DE SILICIUM

- Delivery rate: 65 m³/h
- Elevation head: 25 m
- KOHLER® - KD 350 engine
- Maximum pressure: 2.6 bar

Suggested use*:
perfect for pumping out muddy trenches on a work site.

NEW

PRODUCT BENEFITS

Easy access to the turbine - no tools required.

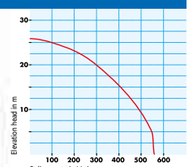

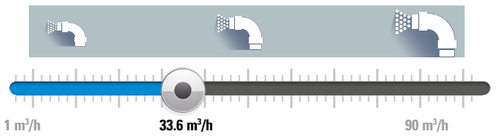

TRASH 4

AMORÇAGE AUTOMATIQUE
HÉLICE EN FONTE GRAPHITÉE
JOINT MÉCANIQUE EN CARBURE DE SILICIUM

- Delivery rate: 108 m³/h
- Elevation head: 17 m
- KOHLER® - KD 350 engine
- Maximum pressure: 2.7 bar

Suggested use*:
perfect for pumping out muddy trenches on a work site.

PRODUCT BENEFITS

Equipped with a professional KOHLER® Diesel air-cooled engine.

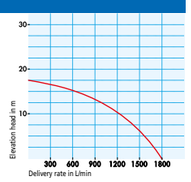

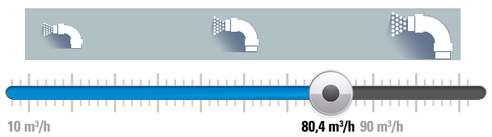

AQUALINE SPECIALIST

*Data provided as a guide.

ACCESSORIES & OPTIONS

FOR GENERATING SETS AND WELDING SETS

ACCESSORIES SUPPLIED AS STANDARD

For commissioning

Funnel (except on Prestige, Diesel, Industrielle and Residentielle ranges).



For handling

Trolley kit:
4 wheels mounted on a frame on Alizé 6000 E and Inverter PRO 3000 E.

For maintenance

Illustrated operating and maintenance manual in 20 languages.

For storage

Storage tray for storing tools.

For safety

Differential protection on all generating sets in the Industrielle range.

ORIGINAL SDMO® GENPARTS®

With 45000 parts in stock and 30000 available to order, based in premises of 1700 m², 1200 m² of which are dedicated exclusively to storage and surface preparation, the SDMO® Spare Parts Service ensures you can safeguard the future of your equipment.

The expertise of its 35 technicians and the efficiency of its parts identification tools mean your requirements can be defined quickly and accurately so that you can find the best parts or consumables for your equipment.

Backed by its reliable delivery partners, the SDMO® Spare Parts Service is able to provide a responsive supply throughout the world of original, guaranteed GenParts®, a brand exclusive to SDMO®.

Every day, 400 orders are dispatched all over the world, within a maximum delivery time of 72 hours.

BACKUP APPLICATION

GENERATING SET START MODE

Manual
Starting up the generating set and manually switching the source. This provides some degree of flexibility: the genset is not exclusively used for back-up energy.

Automatic
In case of a failure, the generating set will start up automatically.

Manual transfer switch

REF. MTS
This enables you to connect a generator to a dwelling and manually control, in total safety the source of current in the event of insufficient power or mains supply return. In the "mains" position, the dwelling is powered normally from the mains supply. In the event of a power cut, you simply start the generator so that it supplies power to the house wiring and turn the switch to the backup power position.
Accessory delivered separately

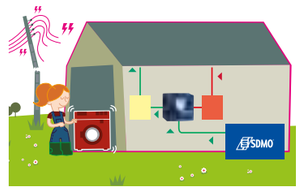

Remote control unit

REF. CM308
Separate unit with on/off button, generating set fault and operating indicator. Cable not provided.
Option exclusively factory-fitted

Automatic start panel

REF. VERSO 50M 40A*
40A single phase mains failure automatic source transfer switch.

REF. VERSO 50M 100A*
100A single phase mains failure automatic source transfer switch.

REF. VERSO 50T 25A*
25A three phase mains failure automatic source transfer switch.

REF. VERSO 50T 40A*
40A three phase mains failure automatic source transfer switch.
* Includes battery charger - Requires a MODYS-equipped generating set.
The differential protection option is required for EEC countries.

Accessory delivered separately

REF. VERSO M*/VERSO T*
Control unit for automatic start-up upon mains failure. In the event of a mains power cut, the automatic control unit sends a starting order to the generating set. As soon as the generating set is producing power, the control unit switches the power source using its source transfer switch. Similarly, when the control unit detects the mains power has returned, it switches back to this primary source and orders the generating set to stop. The differential protection option is required for EEC countries.
* Includes prewiring for auto-startup + auto pack (battery charger + preheating)

RÉF. VERSO M*

RÉF. VERSO T*

REF. RESINS AND RESIN-T (FOR RÉSIDENTIELLE RANGE)
Automatic Transfer Switch upon 63A or 100A mains failure.
Accessories delivered separately for generating sets in the residentielle range

COMMISSIONING THE INSTALLATION

REF. RMS/RESRMS
Including: checking the installation compliance, level monitoring, start-up, off-load and on-load tests, customer instructions for residential generating set maintenance and servicing, commissioning acceptance confirmed by the technician and the customer.
Contact the SDMO Industries sales department for a quote.

SITE APPLICATION

HANDLING

Trolley kits

REF. R06
For 2 and 3 kW generating sets with 1 handle and puncture-proof wheels (Ø 187 mm).

REF. R07
With a system including handles and puncture-proof wheels (Ø 260 mm) to facilitate handling of generating sets and welding sets.

REF. RKB1
With 2 handles and 2 puncture-proof wheels (Ø 260 mm). For generating sets and welding sets of 6 kW or less with a KOHLER® engine.

REF. RKB2
With 4 handles and 2 inflatable wheels (Ø 360 mm) to facilitate handling of generating of over 6 kW and welding sets with KOHLER® engines.

REF. RKB3
With 1 handle and 2 punctureproof wheels (Ø 300 mm) for Diesel 6000 E SILENCE and Diesel 6500 TE SILENCE generating sets.

REF. RKB5
Trolley kit with a handle and two puncture-proof wheels for Diesel 10000 E SILENCE and Diesel 15000 TE SILENCE generating sets.

Accessories delivered separately

Road trailers

REF. R08B
Lightweight road trailer with fixed drawbar, for occasional use, compatible with the Industrielle range. GVWR up to 750 kg with registration. Net weight: 200 Kg. Overall dimensions (H x L x W): 2915 x 1546 x 1531 mm. Articulated drawbar an option (please consult us).

REF. R08D
Lightweight road trailer with articulated braked drawbar. GVWR < 1000 kg with registration.Net weight of the trailer: 190 kg. Dimensions with generating set (L x W x H): 3390 x 1520 x 1770 mm.

REF. R08E
Lightweight road trailer with articulated drawbar for Diesel 10000 E Silence and Diesel 15000 TE Silence generating sets. GVWR up to 500 kg with registration. Net weight: 130 kg. Dimensions with generating set: 2968 x 1290 x 1080 mm.

Factory-fitted only options

Central lifting eye

REF. RLIFT + RLIFT1 + RLIFT2
Central lifting eye.

Accessories delivered separately

ACCESSORIES AND COMMON OPTIONS

DIFFERENTIAL PROTECTION

REF. R03
Control unit including differential and working hours counter. Earth connection diagram with earthed neutral.
The R01 is installed as a fixed replacement for the RKD1 (excluding the Technic range). Factory-fitted only. The R03 includes a thermal circuit breaker.

REF. RESDIFF (FOR RESIDENTIELLE RANGE)
A device for protecting personnel and detecting leakage currents to earth from the electrical installation. It is fixed, and must be defined depending on the electrical installation, as 30 or 300 mA.

REF. R02B/R03B
Control unit including the tetrapolar differential switch in three phase (R03B), and bipolar differential switch in single phase (R02B). Control unit fitted as a fixed replacement for the RKD1 on the Technic range.

Factory-fitted only options

SECURITY

Earthing spike



RÉF. RPQ
For connecting your generating set to earth. Galvanised rod, 1 m in length, supplied with a 2 m cable (cross section 10 mm²).
Accessories delivered separately

REMOTE START

Wireless remote control

REF. RSTART
Wireless remote control used to start or stop the generating set from a distance of up to 50 m*, or 100 m with the addition of an optional antenna.
* Requires the installation of a MODYS instrumentation & control.

Accessories delivered separately

ACCESSORIES AND DEDICATED OPTIONS

These accessories and options only relate to certain generating or welding sets.

Coupling cable

REF. RCC
Coupling cable used to connect 2 INVERTER PRO 2000 generating sets to obtain a total output of 3 kW. For INVERTER PRO 2000 only.
Accessories delivered separately

Differential protection

REF. RKD1
Set of 2 removable differential adaptors for domestic sockets. Earth connection diagram with insulated neutral. Option of non-removable solutions with working hours counter: see factory-fitted option.
Accessories delivered separately

Welding kit

REF. R10
Comprises 2 x 5 m cables, 1 earth clamp, 1 electrode holder, 1 hammer, 1 brush, 1 screen.
Accessories delivered separately

Set of male plug (R50+R51+R52+R53)

R50: 16A blue 230V male plug.
R51: 16A yellow 115V male plug.
R52: 32A blue 230V male plug.
R53: 32A yellow 115V male plug.
Accessories delivered separately

Adaptators (R54 + R55 + R56)

R54: 16A/13A adaptator unit.
R55: 16A/13A adaptator economy.
R56: 16A/13A double adaptator.
Accessories delivered separately

Storage box

REF. RBAC
Removable storage box, available as an option on certain generating sets in the Perform and Diesel ranges.

MAINTENANCE

Oil

REF. RBH0.5/RBH1
0.5 L can (sold in a box of 24 cans) and 1 L can (sold in a box of 20 cans) of SAE 15W40 oil.
Accessories delivered separately

Protective cover

REF. RH0/RH1
Protective cover for general and winter storage.
Accessories delivered separately

Maintenance kits

REF. R18*
Maintenance kit for HONDA® GX 160 and GX 200 engines.

REF. R19*
Maintenance kit for HONDA® GX 270 and GX 390 engines.

REF. R33*
Maintenance kit for HONDA® GX 270 engine.

REF. RYS1*
Maintenance kit for Yamaha MZ50 engine.

REF. RYS2*
Maintenance kit for Yamaha MZ80 engine.

REF. RYS3
Maintenance kit for Yamaha MZ175 engine, including oil, spark plug, air filter element, air filter and air pre-filter.

REF. RKS1*
Maintenance kit for KOHLER® CH 270 engine.

REF. RKS2*
Maintenance kit for KOHLER® CH 395 and CH 440 engines.

REF. RKS5**
Maintenance kit for KOHLER® CH 640 engine.

REF. RKDS1***
Maintenance kit for KOHLER® KD350E and KD440E (Diesel 6000 E XL C and Diesel 6500 TE XL C) engines.

REF. RKDS2
Maintenance kit for KOHLER® KD440E engine (Diesel 6000 E Silence and Diesel 6500 TE Silence), including oil filter, fuel filter, fuel pre-filter and air filter.

REF. RKDS3***
Maintenance kit for KOHLER® KD425-2 engine.

* Each kit includes oil, spark plug and air filter.
** Each kit includes oil, spark plug, air filter and oil filter.
*** Each kit includes oil filter, fuel filter and air filter.

Accessories delivered separately

ACCESSORIES AND OPTIONS FOR WATER PUMPS

These accessories and options are specially designed for water pumps.

Pipe kits

REF. R11/R12
For 2" and 3" water pumps with 5 m intake + 25 m discharge.

REF. R16
For 1" water pumps with 5 m intake + 10 m discharge.

REF. R21
For 4" water pumps with 5 m intake + 25 m discharge.

Quick-release connections

RÉF. R13/R14
For 2" and 3" water pumps.

Hose kits

RÉF. R09
For HP 2.26 H water pump including 2 pump fittings, 25 m discharge pipe, 5 m intake pipe and a fire hose (with jet, spray and stop functions).

Strainer and clamps

For 2" and 3" water pumps.

Accessories supplied as standard

ON ST 2.36 H AND CLEAR 1.7

ON HP 2.26 H AND ST 3.60 H

ON TR 2.36 H

ON XT 3.78 H

ON TR 3.60 H

ON TRASH 4

SINGLE-PHASE GENERATING SETS

Range	Name	Qualigen	Fuel	Max LTP (kW)[1]	Voltage regulation	Fuel tank (L)	Autonomy at 75% (h)[1]	Guaranteed level of sound power (Lwa) in dB(A)	Acoustic pressure at 7 m in dB(A)	Engine				Dimensions in cm			Weight in kg	Options [3]												Socket code [2]
																		Differential protection												
										Brand	Type	Electric starter	HP at 3600 rpm	L	W	H		factory-fitted	removable	Remote control	Automatic main failure	Commissioning	MODYS Control Panel	Trolley kit	Road trailer	Protective cover	Maintenance kit	Storage box	Lifting eye	Adaptater	
PERFORM & PERFORM XL	PERFORM 3000 TB UK	yes	petrol	3	Compound	4.1	3.2	95	65	KOHLER®	CH270	no	6	65	51	46	43	-	-	-	-	-	-	RKB1	-	RH0	RKS1	RBAC	RLIFT1	R54-R55-R56	P2P
	PERFORM 4500 TB UK	yes	petrol	4.2	Compound	7.3	3.5	96	69	KOHLER®	CH395	no	8.5	71	55.5	49	65	-	-	-	-	-	-	RKB1	-	RH1	RKS2	-	RLIFT	R54-R55-R56	P2E
	PERFORM 4500 GAS TB UK	yes	LPG	3.9	Compound	-	-	96	69	KOHLER®	CH395	no	8.5	71	55.5	49	66	-	-	-	-	-	-	RKB1	-	RH1	RKS2	-	RLIFT	R54-R55-R56	P2E
	PERFORM 6500 GAS TB UK	yes	LPG	5.8	Oversized	-	-	97	70	KOHLER®	CH440	no	11.9	81	55.5	59	97.5	-	-	-	-	-	-	RKB1	-	RH1	RKS2	RBAC	RLIFT2	R54-R55-R56	P2H
	PERFORM 3000 XL TB UK	yes	petrol	3	Compound	13	10	95	68	KOHLER®	CH270	no	6	65	51	54	49.5	-	-	-	-	-	-	RKB1	-	RH0	RKS1	-	RLIFT1	R54-R55-R56	P2O
INTENS	HX 3000 TB UK	yes	petrol	3	Compound	3.1	2.4	95	68	Honda	GX200	no	5.5	59	46	43	41	-	-	-	-	-	-	R06	-	RH0	R18	-	-	R54-R55-R56	P2O
	HX 4000 TB UK	yes	petrol	4	Compound	5.3	2.5	95	69	Honda	GX270	no	8.4	71.5	57	49	56	-	-	-	-	-	-	R07	-	RH1	R33	-	-	R54-R55-R56	P2E
	HX 6000 TB UK	yes	petrol	6	Compound	6.1	2.4	97	70	Honda	GX390	no	11.7	77	57	59	79	-	-	-	-	-	-	R07	-	RH1	R19	-	-	R54-R55-R56	P2H
TECHNIC	TECHNIC 6500 UK	yes	petrol	6.5	Oversized	18	6.9	97	70	KOHLER®	CH440E	no	11.9	81	55.5	59	100	-	-	-	-	-	-	RKB1	-	RH1	RKS2	-	RLIFT2	R54-R55-R56	P2G
	TECHNIC 6500 E AVR UK	yes	petrol	6.5	Oversized	18	6.9	97	70	KOHLER®	CH440E	yes	11.9	81	55.5	59	105	-	-	-	-	-	-	RKB1	-	RH1	RKS2	-	RLIFT2	R54-R55-R56	P2G
	TECHNIC 6500 E AVR M UK	yes	petrol	6.5	AVR	18	6.9	97	70	KOHLER®	CH440E	yes	11.9	81	55.5	59	105	-	-	RSTART	VERSO 50	RMS	•	RKB1	-	RH1	RKS2	-	-RLIFT2	R54-R55-R56	P2G
PRESTIGE	ALIZÉ 3000 UK	yes	petrol	2.8	Compound	12	9.2	94	68	Honda	GX200	no	5.5	57	45	46	46	-	-	-	-	-	-	R06	-	RH0	-	-	-	R54-R55-R56	P2B
	ALIZÉ 6000 E UK	yes	petrol	5.6	Compound	24	9.6	93	65	Honda	GX390E	yes	11.7	78	59	75.5	130	-	-	-	-	-	-	△	-	-	-	-	-	R54-R55-R56	P2G
	INVERTER PRO 2000 UK	yes	petrol	2	Inverter	4.2	4.7	89	61	Yamaha	MZ80	no	-	49	28	44.5	21	-	-	-	-	-	-	-	-	-	RYS2	-	-	-	P2R
	INVERTER PRO 3000 E UK	yes	petrol	3	Inverter	13	10	88	60	Yamaha	MZ175	yes	-	68	44.5	55.5	68	-	-	-	-	-	-	△	-	-	RYS3	-	-	-	P2P
DIESEL Silence	DIESEL 6000 E SILENCE UK	yes	diesel	5.2	Compound	27	22.5	88	60	KOHLER®	KD440E	yes	9.8	99	61.5	96	198	-	-	RSTART	VERSO 50	RMS	•	RKB3	-	-	RKDS2	-	-	-	P2Q
	DIESEL 6000 E SILENCE AVR	yes	diesel	5.2	AVR	27	22.5	88	60	KOHLER®	KD440E	yes	9.8	99	61.5	96	198	R02B	-	RSTART	VERSO 50	RMS	•	RKB3	-	-	RKDS2	-	-	-	P1ZD
	DIESEL 10000 E SILENCE UK	yes	diesel	9	Oversized	27	12.9	97	69	KOHLER®	KD425-2	yes	19	118.3	67.3	96	269	-	-	RSTART	VERSO 50	RMS	•	RKB5	R08E	-	RKDS3	-	-	-	P2S
	DIESEL 10000 E SILENCE AVR	yes	diesel	9	AVR	27	12.9	97	69	KOHLER®	KD425-2	yes	19	118.3	67.3	96	269	R02B	-	RSTART	VERSO 50	RMS	•	RKB5	R08E	-	RKDS3	-	-	-	P1ZD

THREE PHASE GENERATING SETS

Range	Name	Qualigen	Fuel	Max LTP (kW)[1]	Max LTP (kVA)[4]	Voltage regulation	Fuel tank (L)	Autonomy at 75% (h)[1]	Guaranteed level of sound power (Lwa) in dB(A)	Acoustic pressure at 7 m in dB(A)	Engine				Dimensions in cm			Weight in kg	Options [3]												Socket code [2]
																			Differential protection												
											Brand	Type	Electric starter	HP at 3600 rpm	L	W	H		factory-fitted	removable	Remote control	Automatic main failure	Commissioning	MODYS Control Panel	Trolley kit	Road trailer	Protective cover	Maintenance kit	Storage box	Lifting eye	Adaptater	
INTENS	HX 7500 T	yes	petrol	6	7.5	Compound	6.1	2.4	97	70	Honda	GX390	no	11.7	77	57	59	80	R03	-	-	-	-	-	R07	-	RH1	R19	-	-	-	P1J
PERFORM	PERFORM 5500 T	yes	petrol	4.5	5.6	Oversized	7.3	3.5	96	69	KOHLER®	CH395	no	8.5	71	55.5	49	74	R03	-	-	-	-	-	RKB1	-	RH1	RKS2	-	RLIFT	-	P1J
	PERFORM 7500 T	yes	petrol	6.5	8.1	Oversized	7.3	2.8	97	70	KOHLER®	CH440	no	11.9	81	55.5	59	106.5	R03	-	-	-	-	-	RKB1	-	RH1	RKS2	RBAC	RLIFT2	-	P1J
DIESEL Silence	DIESEL 6500 TE SILENCE	yes	diesel	5.2	6.5	Compound	27	22.5	88	60	KOHLER®	KD440E	yes	9.8	99	61.5	96	215.5	R03B	-	RSTART	VERSO 50	RMS	•	RKB3	-	-	RKDS2	-		-	P1ZE
	DIESEL 6500 TE SILENCE AVR	yes	diesel	5.2	6.5	AVR	27	22.5	88	60	KOHLER®	KD440E	yes	9.8	99	61.5	96	215.5	R03B	-	RSTART	VERSO 50	RMS	•	RKB3	-	-	RKDS2	-		-	P1ZE
	DIESEL 15000 TE SILENCE	yes	diesel	10	12.5	Oversized	27	12.9	97	69	KOHLER®	KD425-2	yes	19	118.3	67.3	96	275	R03B	-	RSTART	VERSO 50	RMS	•	RKB5	R08E	-	RKDS3	-		-	P1ZE
	DIESEL 15000 TE SILENCE AVR	yes	diesel	10	6.5	AVR	27	12.9	97	69	KOHLER®	KD425-2	yes	19	118.3	67.3	96	275	R03B	-	RSTART	VERSO 50	RMS	•	RKB5	R08E	-	RKDS3	-		-	P1ZE

** Also available on R08E road trailer.

- Not available. • As standard. △ 4 wheels mounted on a frame.
(1) ISO 8528.
(2) Refer to the description of the sockets on page 39.
(3) Refer to the description of the options on pages 34 to 37.
(4) Calculated theoretical value for comparison.

These technical specifications are provided on a preliminary basis and are subject to confirmation.

GENERATING SETS INDUSTRIELLE RANGE

Range	Name	Max ESP (kW)[1]	Max ESP (kVA)[1]	Max PRP (kW)[1]	Max PRP (kVA)[1]	Guaranteed level of sound power (Lwa) in dB(A)	Acoustic pressure at 7 m in dB(A)	Engine					Dimensions in cm			Weight in kg	Options [3]										Socket code [2]
								Brand	Type	Speed (rpm)	Electric starter	Fuel tank (L)	Consumption at 75% load (kg/h)[1]	L	W	H		Differential protection	Remote control	Automatic start panel	Commissioning	Control Panel		Trailer	Voltage regulation	
																						MODYS	APM303			
SINGLE PHASE	XP-T6KM-ALIZÉ	5.5	5.5	5	5	86	59	Mitsubishi	L3E-SD	1500	yes	50	2.2	150	76	103	390	•	CM308	VERSO-M	RMS	-	•	R08B	•	P1C
	XP-T9KM-ALIZÉ	8.6	8.6	7.8	7.8	86	58	Mitsubishi	S3L2-SD	1500	yes	50	3.2	175	77.5	123	544	•	CM308	VERSO-M	RMS	-	•	R08D	•	P1C
THREE PHASE	XP-T8K-ALIZE	6	7.5	5.5	6.8	86	59	Mitsubishi	L3E-SD	3000	yes	50	2.2	150	76	103	390	•	CM308	VERSO-T	RMS	-	•	R08D	•	P1V
	XP-T12K-ALIZÉ	9.2	11.5	8.4	10.5	86	58	Mitsubishi	S3L2-SD	1500	yes	50	3.2	175	77.5	123	535	•	CM308	VERSO-T	RMS	-	•	R08D	•	P1V
	XP-K16H-ALIZÉ	12.8	16	11.6	14.5	95	68	Kohler®	KDW1003-H	3000	yes	50	3.63	175	77.5	123	480	•	CM308	VERSO-T	RMS	-	•	R08D	•	P1V
	XP-T16K-ALIZÉ	12.8	16	11.6	14.5	87	59	Mitsubishi	S4L2-SD	1500	yes	50	4.2	175	77.5	123	554	•	CM308	VERSO-T	RMS	-	•	R08D	•	P1V

GENERATING SETS RESIDENTIELLE RANGE

Range	Name	Fuel	Max ESP (kW)[1]	Max ESP (kVA)[1]	Consumption at 75% m³/h[1]	Fuel	Max ESP (kW)[1]	Max ESP (kVA)[1]	Consumption at 75% kg/h[1]	Guaranteed level of sound power (Lwa) in dB(A)	Acoustic pressure at 7 m in dB(A)	Engine			Dimensions in cm			Poids en kg	Options [3]			
												Brand	Type	Electric starter	L	W	H		Automatic Transfer Switch	Control Panel	Carburettor preheating kit	Maintenance kit
SINGLE PHASE	RESA 14 EC	Natural gas	10	10	4.2	LPG	11	11	3,6	92	64	Kohler®	CH740	yes	121,6	66,5	73,3	178	RESINS	-	-	RESPF
	RESA 20 EC	Natural gas	14	14	6.9	LPG	15	15	4,5	96	69	Kohler®	CH980	yes	121,6	66,5	73,3	234	RESINS	-	-	RESPF
THREE PHASE	RESA 14 TEC	Natural gas	9.6	12	4.2	LPG	10.4	13	3,6	92	64	Kohler®	CH740	yes	121,6	66,5	73,3	178	RESINS-T	-	-	RESPF
	RESA 20 TEC	Natural gas	13.6	17	5.4	LPG	14.4	18	4,5	96	69	Kohler®	CH980	yes	121,6	66,5	73,3	234	RESINS-T	-	-	RESPF

WELDING SETS

Range	Name	Max LTP (kW)[1]	Max LTP (kVA)[4]	Welding					Tank in L	Autonomy at 75% (h)[1]	Guaranteed level of sound power (Lwa)	Acoustic pressure at 7 m in dB(A)	Engine		Dimensions in cm			Weight in kg	Options [3]						Socket code[2]
				35% duty cycle (normal)	60% duty cycle (intensive)	Priming voltage (V)	Min rod diameter	Max rod diameter					Brand	Type	L	W	H		Wheel kit	Storage box	Welding kit	Maintenance kit	Cover	
WELDARC	VX 200/4H UK	4	4	200	170	75	1.6	4	6.1	2.4	97	70	Honda	GX390	88	57	55.5	87	R07	•	R10	R19	RH2	P2C

WATER PUMPS

Range	Name	Motopompe								Tank in L	Autonomy in H[1]	Guaranteed level of sound power (Lwa)	Acoustic pressure at 7 m in dB(A)	Engine		Dimensions in cm			Weight in kg	Options [3]			
		Intake diameter (mm)	Discharge diameter (mm)	Maximum delivery rate (l/min)	Maximum delivery rate (m³/h)	Elevation head (m)	Suction head (m)	Granulometry (mm)	Automatic priming					Brand	Type	L	W	H		Pipe kit	Quick-release connections	Trolley kit	Cover
AQUALINE INTENS	CLEAR 1.7	25	25	110	6.6	32	8	8	yes	0.6	0.75	110	83	-	KC26	33.6	23.7	31.3	5.5	R16	-	-	-
	ST 2.36 H	50	50	600	36	29	8	8	yes	2	2	103	73	Honda	GX120	46.8	36.2	38	23	R11	R13	RH0	-
	ST 3.60 H	80	80	900	54	26	8	8	yes	3.1	3.4	105	76	Honda	GX160	50.5	14.4	44.8	29	R12	R14	RH0	-
	TR 2.36 H	50	50	600	36	29	8	8	yes	2	2	103	73	Honda	GX120	46.8	36.2	38	23	R11	R13	RH0	-
	TR 3.60 H	80	80	900	54	26	8	8	yes	3.1	3.4	105	77	Honda	GX160	50.5	14.4	44.8	29	R12	R14	RH0	-
AQUALINE SPECIALIST	HP 2.26 H	50	50	440	26.4	57	8	8	yes	3.1	3.4	108	78	Honda	GX160	41.5	54.5	45.5	30	R09		RH0	-
	XT 3.78 H	80	80	1340	80.4	27	8	27	yes	5.3	2.7	110	81	Honda	GX240	69	48.5	53.2	58	R12	R14	RH0	-
	TRASH 3	80	80	1083	65	25	8	20	yes	4.3	4.3	110	82	Kohler®	KD350	71.5	57	59	67	R12	•	RH1	R07
	TRASH 4	100	100	1800	108	17	8	20	yes	4.3	4.3	108	79	Kohler®	KD350	71.5	57	59	90	R21	•	RH1	R07

SOCKETS

Code	Specification
	UK sockets
P2B	1 115V 16A socket - circuit breaker + 1 230V 16A socket - circuit breaker
P2C	1 115V 16A socket - circuit breaker + 1 230V 16A socket - circuit breaker + 1 400V 16A socket - circuit breaker + APM303
P2E	1 115V 16A socket - circuit breaker + 1 115V 32A socket - circuit breaker + 1 230V 16A socket - circuit breaker
P2G	1 115V 16A socket - circuit breaker + 1 115V 32A socket - circuit breaker + 1 230V 16A socket - circuit breaker + 1 230V 32A socket - circuit breaker + hour meter + indicator
P2H	1 115V 16A socket - circuit breaker + 1 115V 32A socket - circuit breaker + 2 230V 16A sockets - circuit breaker
P2O	2 115V 16A sockets - circuit breaker + 1 socket 230V 16A - circuit breaker
P2P	2 sockets 230V 16A - circuit breaker + 1 socket 12V 12A - circuit breaker + indicator
P2Q	1 115V 16A socket - circuit breaker + 1 115V 32A socket - circuit breaker + 1 230V 16A socket - circuit breaker + 1 230V 32A socket - circuit breaker + hour meter + indicator + MODYS
P2R	1 socket 230V 13A - circuit breaker + 1 socket 12V 12A - circuit breaker + indicator
P2S	2 115V 16A sockets - circuit breaker + 2 115V 32A sockets - circuit breaker + 2 230V 16A sockets - circuit breaker + 1 230V 32A socket - circuit breaker + hour meter + indicator + MODYS
	European sockets
P1J	1 230V 10/16A socket - circuit breaker + 1 400V 16A socket - circuit breaker
P1ZD	1 230V 10/16A socket - circuit breaker + 1 230V 16A socket - circuit breaker + 1 230V 32A socket - circuit breaker + hour meter + indicator + MODYS
P1ZE	1 230V 10/16A socket - circuit breaker + 1 230V 16A socket - circuit breaker + 1 400V 16A socket - circuit breaker + hour meter + indicator + MODYS

- Not available. • As standard.
(1) ISO 8528.
(2) Refer to the description of the sockets opposite.
(3) Refer to the description of the options on pages 34 to 37.
(4) Calculated theoretical value for comparison.
(5) APM303: MICS NEXYS: Display of the following parameters: frequency, battery voltage, time delay, working hours counter and generating set speed.
(6) MICS MODYS: Display of the following parameters: overspeed, fail to start, oil pressure, battery and temperature.

These technical specifications are provided on a preliminary basis and are subject to confirmation.

SDMO ENERGY LTD

PORTABLE POWER & RENTAL
POWER DIVISION

Unit 5, Aston Way
Middlewich - Cheshire, CW10 0HS
Tel: 01606 838120
Fax: 01606 837863
Email: generator@sdmo.co.uk
Website: www.sdmo.co.uk

ALSO AVAILABLE

SUBSIDIARIES

GERMANY
SDMO GMBH
Tel.: +49 6332 97 15 00
Fax: +49 6332 97 15 11

LATIN AMERICA
AND THE CARIBBEAN
SDMO GENERATING SETS INC.
Tel.: +1 305 863 00 12
Fax: +1 305 863 97 81

BELGIUM
SDMO NV
Tel.: + 32 3 646 04 15
Fax: +32 3 646 06 25

BRAZIL
SDMO MAQUIGERAL
Tel.: +55 (11) 37 89 60 00

SPAIN
SDMO IBERICA
Tel.: +34 (9) 35 86 34 00
Fax: +34 93 586 31 36

UNITED KINGDOM
SDMO ENERGY LTD
Tel.: + 44 (0) 16 06 83 81 20
Fax: + 44 (0)16 06 83 78 63

NETHERLANDS
SDMO NV
Tel.: + 32 3 646 04 15
Fax: +32 3 646 06 25

OFFICES

SOUTH AFRICA
SDMO South Africa
Tel.: +27 (0) 83 233 5561

ALGERIA
SDMO ALGIERS
Tel.: +213 21 68 12 12
Fax: +213 21 68 14 14

DUBAI
SDMO MIDDLE EAST
Tel.: +971 (4) 458 70 20
Fax: +971 (4) 458 69 85

EGYPT
SDMO CAIRO
Tel/Fax: +202 226712 78

RUSSIA
SDMO MOSCOW
Tel.: +7 (495) 665-16-98
Fax: +7 495 665 16 98

TOGO
SDMO WEST AFRICA
Tel: + 228 22 22 65 65

TURKEY
SDMO ISTANBUL
Tel.: + 90 530 735 09 10

LLOYD'S REGISTER · LRQA
ISO 9001

ISO 17025
LABORATOIRE ACCRÉDITÉ
All SDMO products are certified by a laboratory with ISO 17025 accreditation

SDMO® is a registered trademark of SDMO Industries - In accordance with our product quality improvement policy, SDMO Industries reserves the right to modify, without prior notice, any specifications published in this catalogue - Photo credits: Guillaume Team - PPV-PR-DU-EN-51 - Non-contractual document - Design and creation: AGENCE1.COM - 19048 - January 2015.

SDMO®

Energy Solutions Provider

SDMO Industries - 12 bis rue de la villeneuve - CS 92 848 - 29 228 Brest Cedex 2 - France
Tel.: +33 (0)2 98 41 41 41 - Fax: +33 (0)2 98 41 63 07 - www.sdmo.com